

Welcome, this step-by-step instruction will help you install Meta Trader 4 and access to our account.

STEP 1 – Download the Meta Trader 4

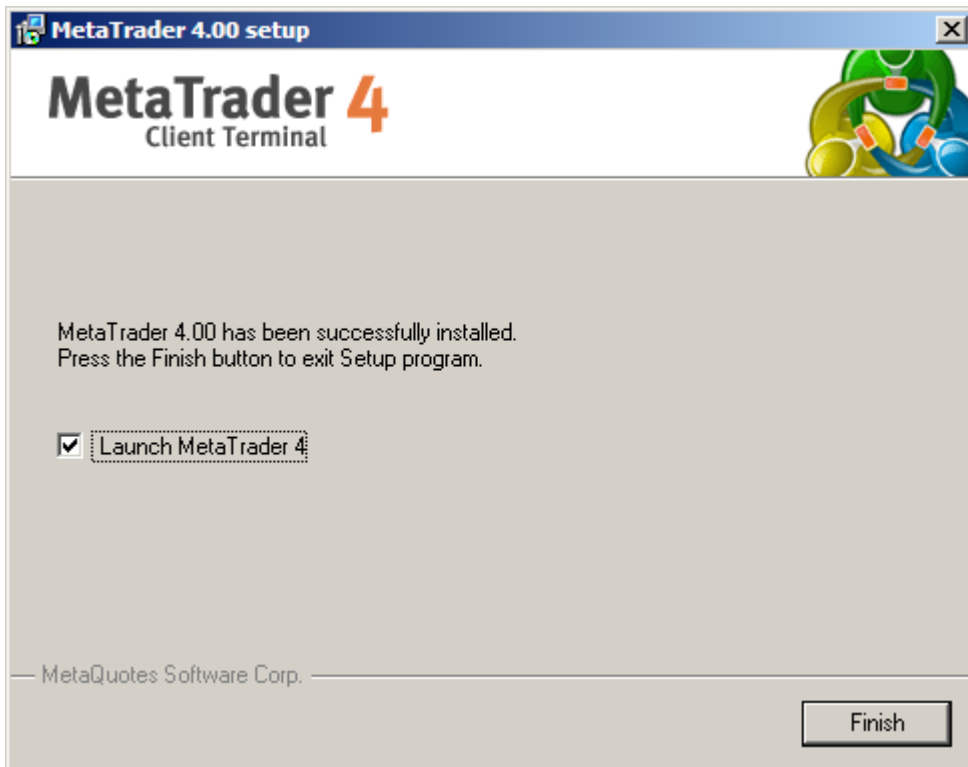
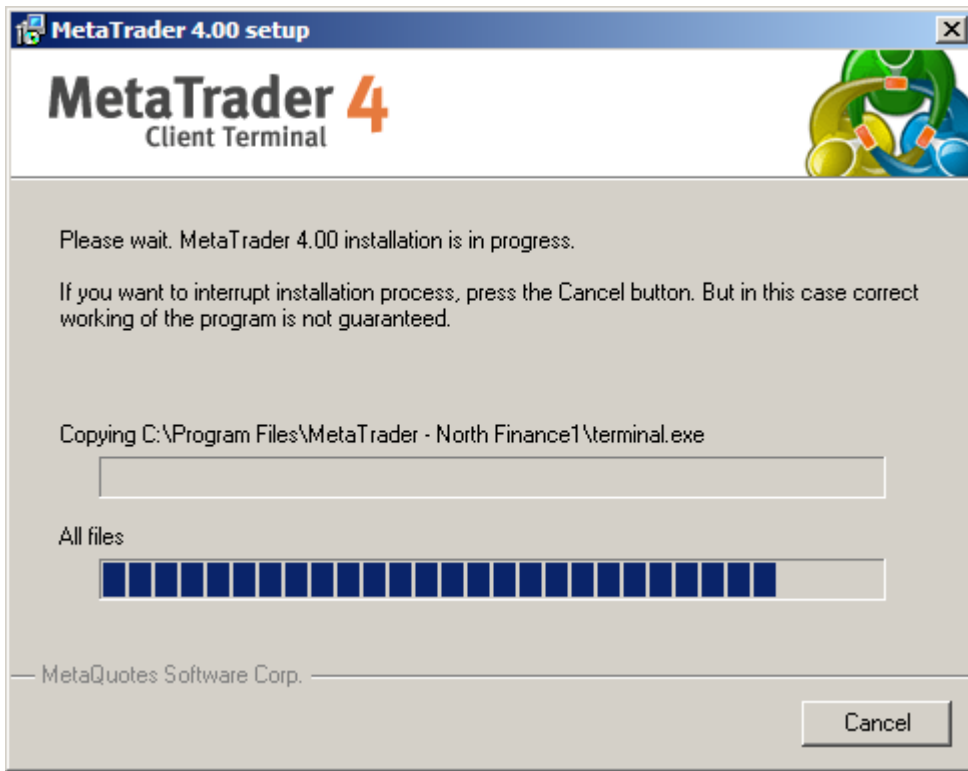
If you don't have Meta Trader 4, you should download it here:

<http://www.forex-millionaire.com/download/mt4setup.exe>

Remember, our login and password is for Meta Trader 4 only, so if you're trading using any other platform, you have to download MT4 here or at any other broker (it's free everywhere).

STEP 2 – Install Meta Trader 4





STEP 3 – Launch and open account

Open an Account

Personal details
To open an account, please fill out all the following fields:

Name: User

Country: Any State: Any

City: Any Zip code: Any

Address: Any

Phone: Any Email: Any

Account Type: forex-usd Currency: USD

Leverage: 1:100 Deposit: 5000

I agree to subscribe to your newsletters

< Назад Далее > Отмена

| From | Headline |
|---------------------------------|-------------------------|
| 11:51 MetaQuotes Software Corp. | Secrets of MetaTrader 4 |
| 11:49 MetaQuotes Software Corp. | Welcome to MetaTrader 4 |

Experts | Journal |

Default | 00/00/0000 00:00 | O: 000.000 | H: 000.000 | L: 000.000 | C: 000.000 | V: 00000 | No connection

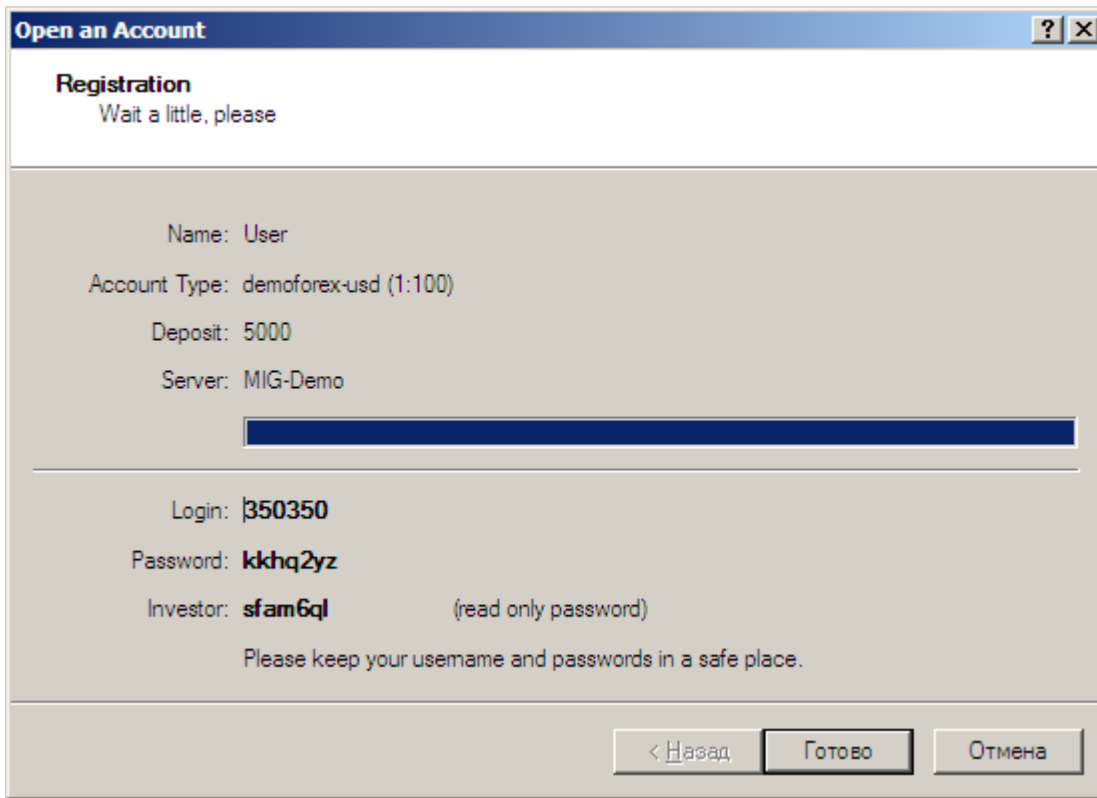
Open an Account

Trading Servers
Select a more suitable trading server:

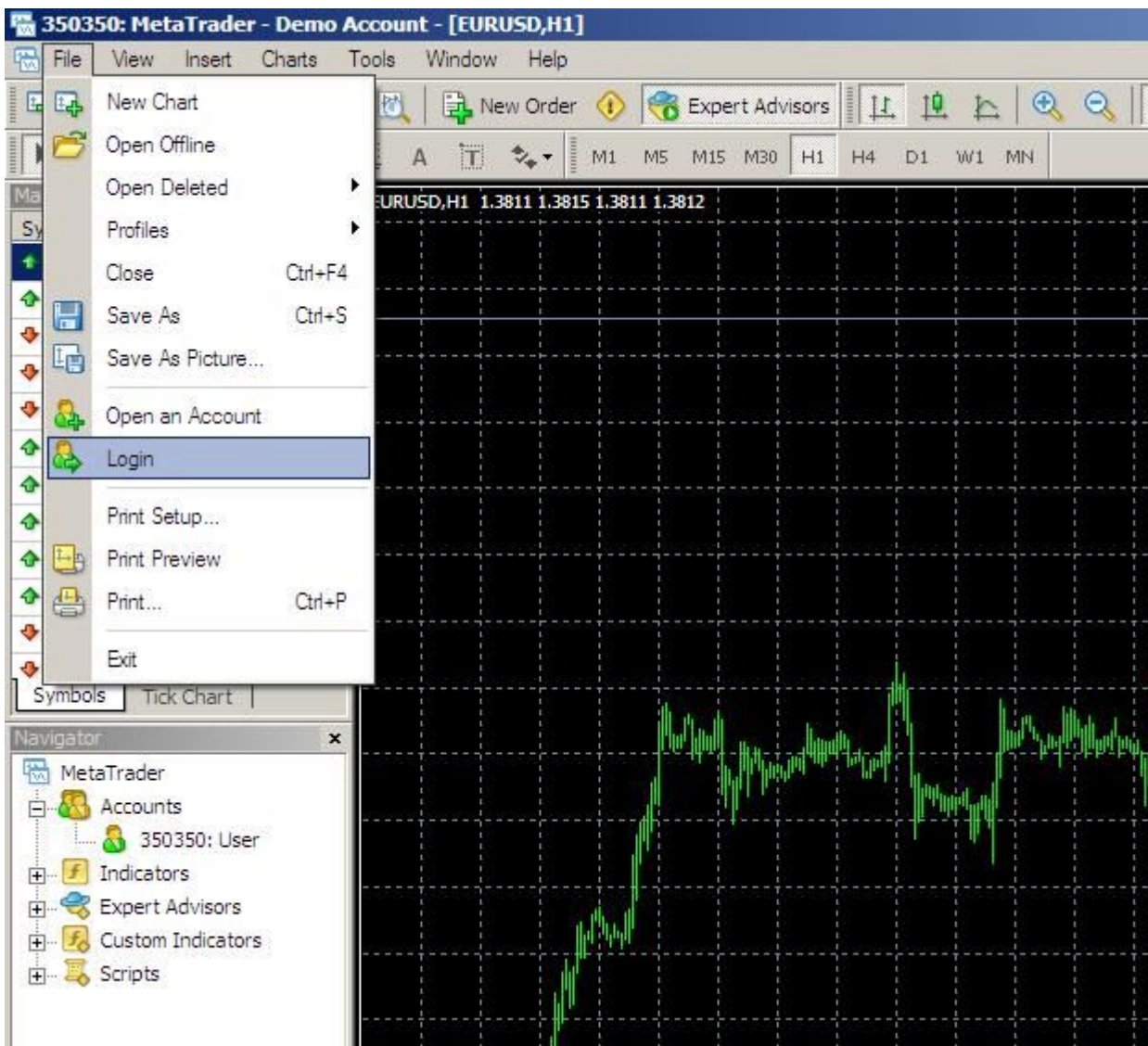
| Address | Company | Ping |
|----------|--------------------|-------|
| MIG-Demo | MIG Investments SA | 81 ms |

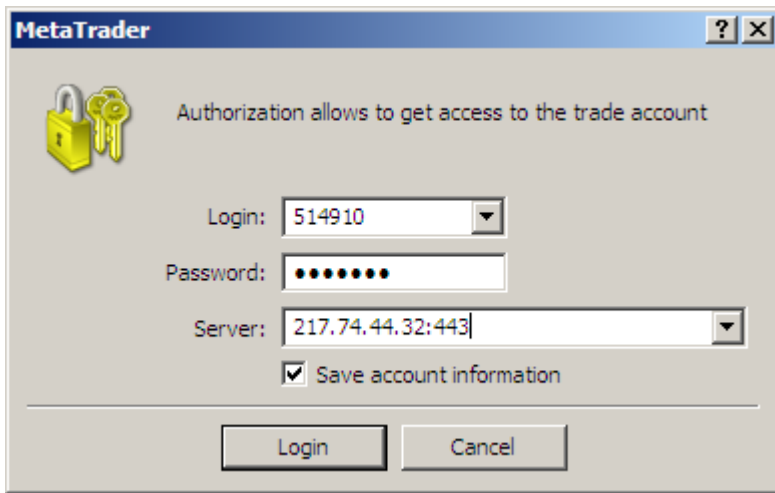
Scan

< Назад Далее > Отмена



STEP 4 – Log in our account





login: 514910

Password: mt8pfpt

Server: 217.74.44.32:443

Please, make sure that you copy correctly our login, pass, and server name. Make sure you will not copy any slashes, etc.

STEP 5 – Watch our trading

Now, you have our account

